



MONTHLY REPORT FOR JULY 2024



During the Report Month PPHI Sindh Provided the following **Free of Cost** Services



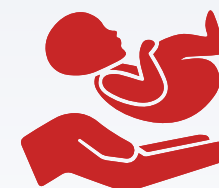
Free OPD Services

4.31 M Patients



Malnutrition Cases Under 5 years

236,478 Treated



Total Deliveries Conducted

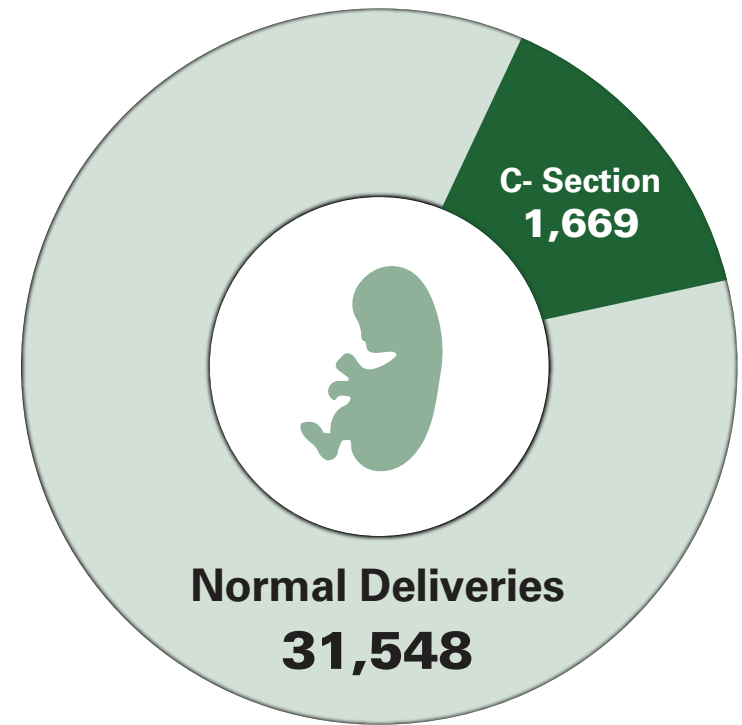
33,242



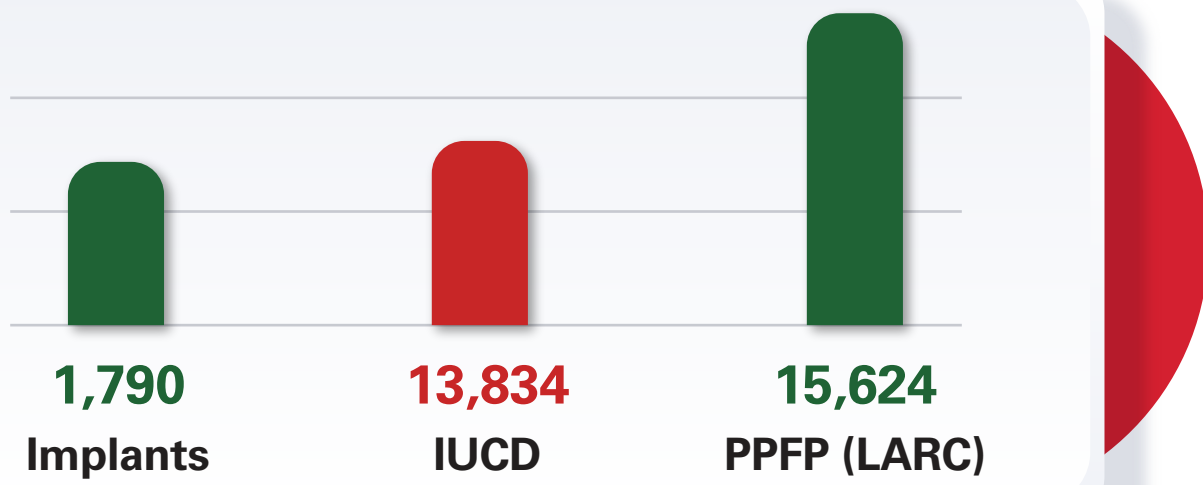
ANC-1
71,194



PNC-1
40,345



Distributed
106,647 FP
commodities





Diagnostic Services

**1.67 M
Individual**



Total Children Enrolled In EPI

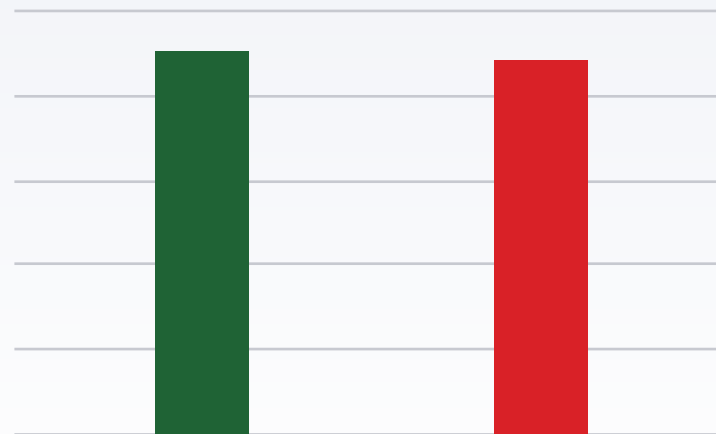
9,855



Total Children Fully Immunized

**11,207
Children**

**No. of Individuals
Screened for HEP B, C**



Hepatitis C
239,249

Hepatitis B
239,477



Vaccinated For Hepatitis

420,762 Patients

Comparative Data for RHCs and Others between the months of July - 23 & July - 24

Indicators	RHCs and Above				BHU Plus, BHU, GDs and Others				Total	
	July-2023	July-2024	Difference	%	July-2023	July-2024	Difference	%	July-2023	July-2024
OPD	465,694	643,815	178,121	↑ 38%	2,865,777	3,663,782	798,005	↑ 28%	3,331,471	4,307,597
FP	6,191	9,370	3,179	↑ 51%	79,183	97,277	18,094	↑ 23%	85,374	106,647
ANC-1	10,651	12,600	1,949	↑ 18%	49,994	58,594	8,600	↑ 17%	60,645	71,194
NVD	3,346	4,463	1,117	↑ 33%	24,890	27,085	2,195	↑ 9%	28,236	31,548
C-Sections	1,268	1,669	401	↑ 32%	-	-	-		1,268	1,669
Lab	228,474	284,872	56,398	↑ 25%	1,080,958	1,278,864	197,906	↑ 18%	1,309,432	1,563,736
Ultrasound	19,393	30,255	10,862	↑ 56%	57,804	78,973	21,169	↑ 37%	77,197	109,228
X-ray	4,250	8,644	4,394	↑ 103%	1,783	2,529	746	↑ 42%	6,033	11,173